


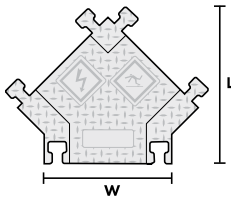
## 5-CHANNEL LIGHT DUTY BUMBLE BEE®

5-CHANNEL LIGHT DUTY BUMBLE BEE® CABLE PROTECTOR with hinged lid provides a safer crossing in high volume traffic areas while protecting valuable electrical cables and hose lines from damage. This cable protector is available with either T-Connectors or Dog Bone Connectors. Made from all-weather polyurethane construction, BUMBLE BEE® Cable Protectors feature a diamond plate tread surface for maximum traction. Modular interlocking design is ideal for use in light entertainment and utility applications.

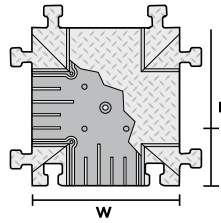
- Protects cables and hoses up to 1.25 in. outside dia.
- Available with either patented T-Connectors OR Dog Bone Connectors to extend to any desired length
- Reinforced hinged lid for easy cable placement
- Modular interlocking design
- Light duty - works great for general use



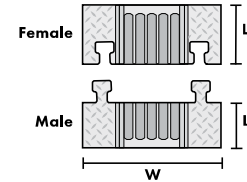
### ACCESSORIES



**45° "Y" CONNECTOR**  
MODEL: BB5Y-125-T  
(T-CONNECTORS)



**90° 4-WAY CROSS**  
MODEL: BB5X-125-T  
(T-CONNECTORS)

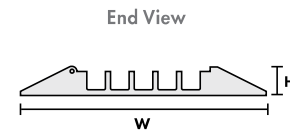
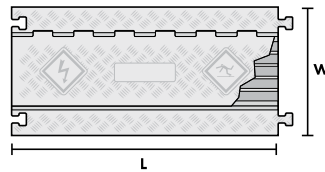


**END CAPS (PAIR ONLY)**  
MODEL: BB5EB-125-T  
(T-CONNECTORS)

### SPECIFICATIONS

<b>LOAD CAPACITY</b> Max load tested at 70°F (21°C)	6,000 lb./Tire (2,722 kg) 12,000 lb./Axle (5,444 kg)
<b>CHANNELS</b>	5
<b>MAXIMUM OD</b>	1.25 in.
<b>CONNECTORS</b>	T-Shaped OR Dog Bone
<b>COLOR OPTIONS</b>	BY

Reference page 3 for color option codes.



**NOTE:** Bumble Bee Cable Protectors with Dog Bone Connectors (model BB5-125-D) use the same accessories as the Yellow Jacket 5-Channel Cable Protector (model YJ5-125). Please refer to Yellow Jacket 5-Channel on Page 20 to see the accessories available for the Bumble Bee model BB5-125-D.

Model	Description	Length	Width	Height	Channel Width	Maximum OD	Weight
BB5-125-T-BY	5-CH LD BB CP w/T-Conn.	36 in. (91.4 cm)	17.5 in. (44.5 cm)	2.0 in. (5.1 cm)	1.25 in. (3.18 cm)	1.25 in. (3.18 cm)	21.0 lb. (9.53 kg)
BB5-125-D-BY	5-CH LD BB CP w/DB-Conn.	36 in. (91.4 cm)	19.75 in. (50.2 cm)	2.0 in. (5.1 cm)	1.25 in. (3.18 cm)	1.25 in. (3.18 cm)	21.0 lb. (9.53 kg)
BB5Y-125-T-BY	45° "Y" Connector	19.5 in. (49.53 cm)	18.0 in. (45.7 cm)	2.0 in. (5.1 cm)	1.25 in. (3.18 cm)	1.25 in. (3.18 cm)	12.0 lb. (5.44 kg)
BB5X-125-T-BY	90° 4-WAY Cross	17.5 in. (44.45 cm)	18.0 in. (45.7 cm)	2.0 in. (5.1 cm)	1.25 in. (3.18 cm)	1.25 in. (3.18 cm)	12.0 lb. (5.44 kg)
BB5EB-125-T-Y	End Caps (Pair Only)	4.8 in. (12.19 cm)	18.0 in. (45.7 cm)	2.0 in. (5.1 cm)	1.25 in. (3.18 cm)	1.25 in. (3.18 cm)	7.0 lb. (3.18 kg)